


Automotive Components NZ Limited



# Drain Plugs

STANDARD



GUIDE POINT



OVERSIZE



PIGGY BACK



MAGNETIC



G/BOX & DIFF



# Washers

FIBRE



NYLON



COPPER CRUSH



COPPER



ALUMINUM



FOLD-OVER



RUBBER/METAL



RUBBER



## Automotive Components NZ Limited

### CONTENTS

#### Application Guide



	Page No.		Page No.
Alfa Romeo	2	<b>Commercial Vehicles</b>	
Audi	2	Cummins	10
BMW	2	Ford	10
Chrysler	2	International	10
Daewoo	2	Isuzu	10
Daihatsu	2	Mack	10
Fiat	2	<b>Transmission &amp; Differential Drain Plugs</b>	11
Ford	3	<b>Drain Plug Identification</b>	12
Holden	4	<b>Drain Plug Index</b>	26
Honda	4	<b>Drain Plug Washer Identification</b>	27
Hyundai	5	<b>Drain Plug Washer Index</b>	34
Jaguar	5	<b>Drain Plug Assortment Kits</b>	35
Jeep	5	<b>Drain Plug Washer Assortment Kits</b>	38
Kia	5		
Lexus	5		
Mazda	5		
Mercedes	6		
Mitsubishi	6		
Mini	6		
Nissan	6		
Peugeot	7		
Porsche	7		
Renault	7		
Saab	7		
Subaru	7		
Suzuki	7		
Toyota	8		
Volkswagen	9		
Volvo	9		

# Automotive Components NZ Limited

## DRAIN PLUG APPLICATION GUIDE



Make & Model	Notes	Year	Engine Capacity	Engine Code	Plug Size	Standard Plug	Guide Point Plug	Oversize Plug	Piggy Back Plug	Magnetic Plug
<b>Alfa Romeo</b>										
All Models		1982 - 04	All		22mm - 1.5	DP1016				DP1016M
<b>Audi</b>										
All Models		1986 - 94	All		14mm - 1.5	DP1002	DP1045	DP1028	DP1047	DP1002M
All Models	Internal Hex Plug	1992 - 98	All		26mm - 1.5	DP1042				DP1042M
All Models	Standard Plug	1992 - 98	All		26mm - 1.5	DP1043				DP1043M
<b>BMW</b>										
Models	With Standard Plug	1990-on	All		12mm - 1.5	DP1025				DP1025M
Models	With 22mm Plug	1980 - 96	All		22mm - 1.5	DP1016				DP1016M
Models	With Hollow OEM Plug	1968 - 98	All		12mm - 1.5	DP1044				DP1044M
318i, iS		6/90 -on	All		12mm - 1.5	DP1021				DP1021M
323i		8/98 -on	All		12mm - 1.5	DP1021				DP1021M
<b>Chrysler</b>										
Valiant		1962 - 81	6 / V8		1/2" - 20	* DP1001S	DP1001	* DP1006	* DP1004	DP1001M
Neon		7/96 - on	2.0L		14mm - 1.5	DP1015	DP1045	DP1028	DP1047	DP1015M
PT Cruiser		7/2000 - 04	All		14mm - 1.5	DP1078				DP1078M
Viper		10/02 - 8/03	V10		14mm - 1.5	DP1078				DP1078M
Voyager		2/97 - on	3.3L		14mm - 1.5	DP1015	DP1045	DP1028	DP1047	DP1015M
Chrysler Diff Plug Rubber					7.1/4" - 8.1/4"	DP3005				
<b>Daewoo</b>										
All Models		1997 - 02	All		14mm - 1.5	DP1002	DP1045	DP1028	DP1047	DP1002M
<b>Daihatsu</b>										
All Models		1989 - 99	All		12mm - 1.5	DP1025				DP1025M
<b>Fiat</b>										
All Models		1981 - 04			22mm - 1.5	DP1016				DP1016M

# Automotive Components NZ Limited

## DRAIN PLUG APPLICATION GUIDE



Make & Model	Notes	Year	Engine Capacity	Engine Code	Plug Size	Standard Plug	Guide Point Plug	Oversize Plug	Piggy Back Plug	Magnetic Plug
<b>Ford</b>										
Bronco		1974 - 85	All		1/2" - 20	* DP1001S	DP1001	DP1006	DP1004	DP1001M
Capri		1989 - 94	All		14mm - 1.5	DP1015	DP1045	DP1028	DP1047	DP1015M
Corsair		1989 - 92	All		16.4mm-1.33	DP1012				DP1012M
Cortina	Excluding 2.0L	1965 - 82	All		1/2" - 20	* DP1001S	DP1001	DP1006	DP1004	DP1001M
Cortina	2.0L only	1971 - 81	2.0L		14mm - 1.5	DP1015	DP1045	DP1028	DP1047	DP1015M
Courier		1/89 - on	All		14mm - 1.5	DP1015	DP1045	DP1028	DP1047	DP1015M
Econovan		4/84 - on	All		14mm - 1.5	DP1015	DP1045	DP1028	DP1047	DP1015M
Escape		2001 - 04	All		14mm - 1.5	DP1002	DP1045	DP1028	DP1047	DP1002M
Escort	Excluding 2.0L	1970 - 82	All		14mm - 1.5	DP1002	DP1045	DP1028	DP1047	DP1002M
Escort	2.0L only	1971 - 81	2.0L		14mm - 1.5	DP1015	DP1045	DP1028	DP1047	DP1015M
Explorer		1996 - 04	All		14mm - 1.5		DP1070			
F100 - F500		1965 - 96	All		1/2" - 20	* DP1001S	DP1001	DP1006	DP1004	DP1001M
F250		2001 - 04	All		14mm - 1.5	DP1002	DP1045	DP1028	DP1047	DP1002M
F350		1996 - 04	All		12mm - 1.75		DP1003	DP1027	DP1048	DP1003M
Fairlane	ZA - ZL	1960 - 87	All		1/2" - 20	* DP1001S	DP1001	DP1006	DP1004	DP1001M
Fairlane	NA, NC, NF	6/88 - 9/96	3.9L		12mm - 1.5	DP1025				DP1025M
Fairlane: Alum Dr	NL, AU, BA	10/96 - 2/99	4.0L		12mm - 1.75		DP1068			
Falcon	XK - XF	1960 - 88	All		1/2" - 20	* DP1001S	DP1001	DP1006	DP1004	DP1001M
Falcon	EA, EB, ED, EF	3/88 - 1/96	4.0L		12mm - 1.5	DP1025				DP1025M
Falcon	EB, ED, EF	8/91 - 1/96	5.0L		12mm - 1.5					
Falcon: Alum Drai	EL, AU, BA	10/96 - on	All		12mm - 1.5		DP1068			
Falcon: Ute	XG, XH	4/93 - 6/99	4.0L		1/2" - 20	* DP1001S	DP1001	DP1006	DP1004	DP1001M
Festiva		4/94-4/01	All		14mm - 1.5	DP1015	DP1045	DP1028	DP1047	DP1015M
Fiesta		2004 - on	1.6L		14mm - 1.5	DP1015	DP1045	DP1028	DP1047	DP1015M
Laser		2/81 - 10/02	All		14mm - 1.5	DP1015	DP1045	DP1028	DP1047	DP1015M
Maverick		1988 - 94	All		12mm - 1.5	DP1025				DP1025M
Meteor		1982 - 87	All		14mm - 1.5	DP1015	DP1045	DP1028	DP1047	DP1015M
Mondeo		1995 - 00	All		14mm - 1.5	DP1015	DP1045	DP1028	DP1047	DP1015M
Mustang		2001 - 02	All		14mm - 1.5		DP1071			
Probe		1994 - 98	All		14mm - 1.5	DP1002	DP1045	DP1028	DP1047	DP1002M
Raider		1991 - 96	All		14mm - 1.5	DP1002	DP1045	DP1028	DP1047	DP1002M
Spectron		1983 - 90	All		14mm - 1.5	DP1015	DP1045	DP1028	DP1047	DP1002M
Taurus	DN, DP	1996 - 98	All		12mm - 1.75	DP1003	DP1003	DP1027	DP1048	DP1003M
Telstar		5/83 - 9/94	All		14mm - 1.5	DP1015	DP1045	DP1028	DP1047	DP1015M
Transit Van		5/96 - 04	All		14mm - 1.5	DP1015	DP1045	DP1028	DP1047	DP1015M

# Automotive Components NZ Limited

## DRAIN PLUG APPLICATION GUIDE



Make & Model	Notes	Year	Engine Capacity	Engine Code	Plug Size	Standard Plug	Guide Point Plug	Oversize Plug	Piggy Back Plug	Magnetic Plug
<b>Holden</b>										
Apollo		8/89 - 5/97	All		12mm - 1.25	DP1040	DP1014	DP1026	DP1049	DP1040M
Astra		1987 - 89	All		12mm - 1.25	DP1040	DP1014	DP1026	DP1049	DP1040M
Astra		2001 - 04	All		14mm - 1.5	DP1074				DP1074M
Barina		2/85 - on	All		14mm - 1.5	DP1015	DP1045	DP1028	DP1047	DP1015M
Calibra	YE, YE95	1991 - 97	2.0L		14mm - 1.5	DP1015	DP1045	DP1028	DP1047	DP1015M
Camira		8/82 - 8/89	All		14mm - 1.5	DP1015	DP1045	DP1028	DP1047	DP1015M
Commodore	VB, VC, VH, VK	11/78 - 2/88	All		1/2" - 20	* DP1001S	DP1001	DP1006	DP1004	DP1001M
Commodore	VL with 12mm Plug	3/86 - 7/88	3.0L		12mm - 1.25	DP1040	DP1014	DP1026	DP1049	DP1040M
Commodore	VL with 16mm Plug	3/86 - 7/88	3.0L		16mm - 1.5	DP1009				DP1009M
Commodore	VL *V8*	3/86 - 7/88	5.0L		1/2" - 20	* DP1001S	DP1001	DP1006	DP1004	DP1001M
Commodore	VN, VP, VQ, VR	3/89 - 4/95	All		12mm - 1.75		DP1003	DP1027	DP1048	DP1003M
Commodore	VS (Small Plug)	4/95 - 8/97	All		12mm - 1.75		DP1003	DP1027	DP1048	DP1003M
Commodore	VS (Large Plug)	4/95 - 8/97	All		25mm - 1.5	DP1013				DP1013M
Commodore	VT To Eng. No. VH756060	9/97 - 9/00	6 Cyl		14mm - 1.5	DP1015	DP1045	DP1028	DP1047	DP1015M
Commodore	VT From Eng. No. VH756060	9/97 - 9/00	6 Cyl		24mm - 1.5	DP1088				
Commodore	VT *V8*	9/97 - 9/00	V8		14mm - 1.5	DP1015	DP1045	DP1028	DP1047	DP1015M
Commodore	VX, VY	10/00 - 7/04	6 Cyl		24mm - 1.5	DP1088				
Commodore	VX, VY series 1	10/00 - 7/01	V8		12mm - 1.75	DP1076	DP1076			
Commodore	VX, VY series 2	8/01 - 7/04	V8		12mm - 1.75	DP1065				
Drover		1985 - 87	1.3L		14mm - 1.5	DP1015	DP1045	DP1028	DP1047	DP1015M
Frontera		1995 - 03	All		14mm - 1.5	DP1015	DP1045	DP1028	DP1047	DP1015M
Gemini		1975 - 88	All		14mm - 1.5	DP1015	DP1045	DP1028	DP1047	DP1015M
Jackaroo		1981 - 03	All		14mm - 1.5	DP1002	DP1045	DP1028	DP1047	DP1002M
Kingswood	HK to HZ, WB	1967 - 12/85	All		1/2" - 20	* DP1001S	DP1001	DP1006	DP1004	DP1001M
Nova		1989 - 96	All		12mm - 1.25	DP1040	DP1014	DP1026	DP1049	DP1040M
Piazza		1986 - 88	2.0L		14mm - 1.5	DP1015	DP1045	DP1028	DP1047	DP1015M
Rodeo		6/88 - on	All		14mm - 1.5	DP1002	DP1045	DP1028	DP1047	DP1002M
Scurry		1985 - 87	970cc		14mm - 1.5	DP1015	DP1045	DP1028	DP1047	DP1015M
Shuttle		1982 - 91	1.8, 2.0L		14mm - 1.5	DP1015	DP1045	DP1028	DP1047	DP1015M
Statesman		1971 - 85	All		1/2" - 20	* DP1001S	DP1001	DP1006	DP1004	DP1001M
Sunbird		1976 - 80	All		1/2" - 20	* DP1001S	DP1001	DP1006	DP1004	DP1001M
Torana		1968 - 78	All		1/2" - 20	* DP1001S	DP1001	DP1006	DP1004	DP1001M
Vectra		6/97 - on	All		14mm - 1.5	DP1002	DP1045	DP1028	DP1047	DP1002M
<b>Honda</b>										
Accord		1/79 - 1/84	1.6L		20mm - 1.5	DP1011				DP1011M
Accord		1/86 - 12/97	2.0, 2.2L		14mm - 1.5	DP1035				DP1035M
Accord		12/97 - on	3.0L		14mm - 1.5	DP1085				DP1085M
Civic		1/84 - 11/00	All		14mm - 1.5	DP1035				DP1035M
CRV		10/97 - 12/01	2.0L	B20B, B20B3	14mm - 1.5	DP1085				DP1085M
CRV		12/01 - 11/02	2.3L	K24A	14mm - 1.5	DP1035				DP1035M
HR-V		1/99 - 7/02	1.6L	D16A	14mm - 1.5	DP1085				DP1085M
Jazz		10/02 - on	1.5L	L15A1	14mm - 1.5	DP1085				DP1085M
Prelude		10/87 - 12/91	2.0L	B20A5	14mm - 1.5	DP1035				DP1035M
Honda Transmission Plug					32mm - 1.5	DP3021				

# Automotive Components NZ Limited

## DRAIN PLUG APPLICATION GUIDE



Make & Model	Notes	Year	Engine Capacity	Engine Code	Plug Size	Standard Plug	Guide Point Plug	Oversize Plug	Piggy Back Plug	Magnetic Plug
<b>Hyundai</b>										
Accent		6/00 - on	1.5L	G4ECX	14mm - 1.5	DP1002	DP1045	DP1028	DP1047	DP1002M
Elantra		10/00 - 6/04	1.8, 2.0L	G4GC, G4GB	14mm - 1.5	DP1002	DP1045	DP1028	DP1047	DP1002M
Excel		1/90 - 6/00	1.5L	All	14mm - 1.5	DP1002	DP1045	DP1028	DP1047	DP1002M
Getz		10/02 - on	1.5L	G4ECX	14mm - 1.5	DP1002	DP1045	DP1028	DP1047	DP1002M
Lantra		10/92 - 1/99	1.8L	G4GM, G4CN	14mm - 1.5	DP1002	DP1045	DP1028	DP1047	DP1002M
Santa Fe		12/00 - on	2.7L	G6BA	14mm - 1.5	DP1002	DP1045	DP1028	DP1047	DP1002M
Sonata		10/93 - 10/01	2.0L	G4CP, G4JP	14mm - 1.5	DP1002	DP1045	DP1028	DP1047	DP1002M
<b>Jaguar</b>										
Models	With 14mm Plug	1969 - 97	All		14mm - 1.5	DP1002	DP1045	DP1028	DP1047	DP1002M
Models	With 16mm Plug	1969 - 97	All		16mm - 1.5	DP1009				DP1009M
Models	With 12mm Plug	1997 - 04	All		12mm - 1.75	DP1065				DP1079M
Models	With 14mm Plug, 13mm Hex	1997 - 04	All		14mm - 1.5		DP1070			
Models	With 14mm Plug, 16mm Hex	1997 - 04	All		14mm - 1.5		DP1071			
<b>Jeep</b>										
Models	With 1/2" Plug	1980 - 04	All		1/2" - 20	* DP1001S	DP1001	DP1006	DP1004	DP1001M
Models	With 12mm Plug	1980 - 04	All		12mm - 1.75		DP1003	DP1027	DP1048	DP1003M
Models	With 14mm Plug	1980 - 04	All		14mm - 1.5	DP1002	DP1045	DP1028	DP1047	DP1002M
<b>Kia</b>										
All Models		1992 - 04	All		14mm - 1.5	DP1002	DP1045	DP1028	DP1047	DP1002M
<b>Lexus</b>										
All Models		1990 - 04	All		14mm - 1.5	DP1002	DP1045	DP1028	DP1047	DP1002M
<b>Mazda</b>										
121,		1/87 - 12/02	1.3, 1.5L	B3, B5	14mm - 1.5	DP1015	DP1045	DP1028	DP1047	DP1015M
323,		12/81 - on	All	All	14mm - 1.5	DP1015	DP1045	DP1028	DP1047	DP1015M
6,		8/02 - on	2.3L	L23	14mm - 1.5	DP1015	DP1045	DP1028	DP1047	DP1015M
626,		2/83 - 12/97	2.0, 2.2L	All	14mm - 1.5	DP1015	DP1045	DP1028	DP1047	DP1015M
626,		1/92 - 12/97	2.5L	KL	12mm - 1.25	DP1040	DP1014	DP1026	DP1049	DP1040M
929,		6/78 - 7/91	All	All	14mm - 1.5	DP1015	DP1045	DP1028	DP1047	DP1015M
B2500		4/96 - on	2.5L	WL	12mm - 1.75		DP1003	DP1027	DP1048	DP1003M
B2600		12/91 - on	2.6L	G6	14mm - 1.5	DP1015	DP1045	DP1028	DP1047	DP1015M
E2000		2/84 - on	2.0L	FE	14mm - 1.5	DP1015	DP1045	DP1028	DP1047	DP1015M
MX 5		11/93 - on	1.8L	BP	14mm - 1.5	DP1015	DP1045	DP1028	DP1047	DP1015M
MX 6		11/91 - 9/97	2.5L	KL	12mm - 1.25	DP1040	DP1014	DP1026	DP1049	DP1040M
RX 7		3/79 - 12/85	1.1L	12A	14mm - 1.5	DP1015	DP1045	DP1028	DP1047	DP1015M
Tribute		3/01 - on	3.0L	AJ	14mm - 1.5	DP1015	DP1045	DP1028	DP1047	DP1015M

# Automotive Components NZ Limited

## DRAIN PLUG APPLICATION GUIDE



Make & Model	Notes	Year	Engine Capacity	Engine Code	Plug Size	Standard Plug	Guide Point Plug	Oversize Plug	Piggy Back Plug	Magnetic Plug
<b>Mercedes</b>										
Models	With 12mm Plug, 13mm Hex	1964 - 04	All	All	12mm - 1.5	DP1021		DP1087		DP1021M
Models	With 17mm Plug, 13mm Hex	1964 - 04	All	All	12mm - 1.5	DP1025		DP1087		DP1025M
Models	With 12mm Plug, Hollow style	1964 - 04	All	All	12mm - 1.5	DP1044		DP1087		DP1044M
Models	With 26mm Plug	1964 - 04	All	All	26mm - 1.5	DP1043				DP1043M
<b>Mitsubishi</b>										
Express		10/86 - on	2.0L	4G63	14mm - 1.5	DP1015	DP1045	DP1028	DP1047	DP1015M
Lancer		9/90 - on	All	All	14mm - 1.5	DP1015	DP1045	DP1028	DP1047	DP1015M
Magna		4/85 - on	All	All	14mm - 1.5	DP1015	DP1045	DP1028	DP1047	DP1015M
Pajero		12/93 - 6/00	All	All	14mm - 1.5	DP1015	DP1045	DP1028	DP1047	DP1015M
Sigma		5/80 - 2/84	All	All	14mm - 1.5	DP1015	DP1045	DP1028	DP1047	DP1015M
Triton		9/90 - on	All	All	14mm - 1.5	DP1015	DP1045	DP1028	DP1047	DP1015M
Verada		7/91 - on	All	All	14mm - 1.5	DP1015	DP1045	DP1028	DP1047	DP1015M
<b>Mini</b>										
Cooper		2003 - 04			14mm - 1.5	DP1015	DP1045	DP1028	DP1047	DP1015M
<b>Nissan</b>										
1200, 120Y, 180B, 200B		6/70 - 12/85	All	All	16.4mm-1.33	DP1012				DP1012M
Bluebird		5/81 - 6/86	2.0L	All	16.4mm-1.33	DP1012				DP1012M
Bluebird		9/93 - 12/97	2.4L	KA24DE	12mm - 1.25	DP1040	DP1014	DP1026	DP1049	DP1040M
Maxima		5/90 - on	3.0L	All	12mm - 1.25	DP1040	DP1014	DP1026	DP1049	DP1040M
Micra		6/95 - 12/97	1.3L	CG13DE	12mm - 1.25	DP1040	DP1014	DP1026	DP1049	DP1040M
Navara		1/86 - on	All	All	12mm - 1.25	DP1040	DP1014	DP1026	DP1049	DP1040M
Nomad		12/86 - 10/92	2.4L	Z24S	12mm - 1.25	DP1040	DP1014	DP1026	DP1049	DP1040M
Pathfinder		11/95 - on	3.3L	VG33E	12mm - 1.25	DP1040	DP1014	DP1026	DP1049	DP1040M
Patrol		6/80 - 11/87	All	All	16.4mm-1.33	DP1012				DP1012M
Patrol		11/87 - on	All	All	12mm - 1.25	DP1040	DP1014	DP1026	DP1049	DP1040M
Pintara		6/86 - 10/92	2.0L	CA20E	12mm - 1.25	DP1040	DP1014	DP1026	DP1049	DP1040M
Pulsar		11/82 - on	All	All	12mm - 1.25	DP1040	DP1014	DP1026	DP1049	DP1040M
Skyline		3/81 - 7/86	2.4L	L24	16.4mm-1.33	DP1012				DP1012M
Skyline		7/86 - 5/91	3.0L	RB30E	12mm - 1.25	DP1040	DP1014	DP1026	DP1049	DP1040M
Stanza		10/78 - 09/83	1.6L	L16	16.4mm-1.33	DP1012				DP1012M
Sunny		3/79 - 12/83	1.2L	A12	16.4mm-1.33	DP1012				DP1012M
X-Trail		10/01 - on	2.5L	QR25DE	12mm - 1.25	DP1040	DP1014	DP1026	DP1049	DP1040M

# Automotive Components NZ Limited

## DRAIN PLUG APPLICATION GUIDE



Make & Model	Notes	Year	Engine Capacity	Engine Code	Plug Size	Standard Plug	Guide Point Plug	Oversize Plug	Piggy Back Plug	Magnetic Plug
<b>Peugeot</b>										
All Models		1987 - 94	All	All	16mm - 1.5	DP1009				DP1009M
<b>Porsche</b>										
911,		1963 - 81	All	All	22mm - 1.5	DP1016				DP1016M
911,		1982 - 04	All	All	20mm - 1.5	DP1011				DP1011M
924,		1977 - 82	All	All	26mm - 1.5	DP1043				DP1043M
928, 930, 944		1976 - 95	All	All	20mm - 1.5	DP1011				DP1011M
<b>Renault</b>										
Models	With 14mm Plug	1982 - 04	All	All	14mm - 1.25	DP1017	DP1033			DP1017M
Models	With 16mm Plug	1982 - 04	All	All	16mm - 1.5	DP1009				DP1009M
<b>SAAB</b>										
All Models		1986- 04	All	All	14mm - 1.5	DP1015	DP1045	DP1028	DP1047	DP1015M
<b>Subaru</b>										
Brumby		10/80 - 3/94	1.8L	EA81	20mm - 1.5	DP1011				DP1011M
DL		6/82 - 12/95	1.8L	EA82	20mm - 1.5	DP1011				DP1011M
Forester		8/97 - on	2.0, 2.5L	All	20mm - 1.5	DP1011				DP1011M
Impreza		11/96 - on	2.0L	EJ20	20mm - 1.5	DP1011				DP1011M
Leone		11/79 - 12/84	1.8L	EA81	20mm - 1.5	DP1011				DP1011M
Liberty		10/89 - on	All	All	20mm - 1.5	DP1011				DP1011M
Outback		10/98 - on	2.5L	EJ25	20mm - 1.5	DP1011				DP1011M
<b>Suzuki</b>										
All Models		1981 - 85	All	All	12mm - 1.25	DP1040	DP1014	DP1026	DP1049	DP1040M
All Models		1985 - on	All	All	14mm - 1.5	DP1015	DP1045	DP1028	DP1047	DP1015M



# Automotive Components NZ Limited

## DRAIN PLUG APPLICATION GUIDE



Make & Model	Notes	Year	Engine Capacity	Engine Code	Plug Size	Standard Plug	Guide Point Plug	Oversize Plug	Piggy Back Plug	Magnetic Plug
<b>Toyota</b>										
4Runner		1989 - 96	All	All	12mm - 1.25	DP1040	DP1014	DP1026	DP1049	DP1040M
Camry	SV11, SV20, SV21, SV22	4/83 - 2/93	All	All	18mm - 1.5	DP1010				DP1010M
Camry	All models	3/93 - on	All	All	12mm - 1.25	DP1040	DP1014	DP1026	DP1049	DP1040M
Celica	RA40, RA60, ST162	11/77 - 10/89	All	All	18mm - 1.5	DP1010				DP1010M
Celica	ST184, ST204	10/89 - 11/99	2.2L	5S-FE	12mm - 1.25	DP1040	DP1014	DP1026	DP1049	DP1040M
Corolla	All models	11/78 - 4/85	All	All	18mm - 1.5	DP1010				DP1010M
Corolla	All models	4/85 - on	All	All	12mm - 1.25	DP1040	DP1014	DP1026	DP1049	DP1040M
Corona	All models	10/79 - 7/83	1.9L	Starfire	1/2" - 20	* DP1001S	DP1001	DP1006	DP1004	DP1001M
Corona	All models	8/83 - 4/87	All	All	18mm - 1.5	DP1010				DP1010M
Cressida	Models with 18mm Plug	1977 - 93	All	All	18mm - 1.5	DP1010				DP1010M
Cressida	Models with 25mm Plug	1977 - 93	All	All	25mm - 1.5	DP1013				DP1013M
Crown	Models with 18mm Plug	1963 - 88	All	All	18mm - 1.5	DP1010				DP1010M
Crown	Models with 25mm Plug	1963 - 88	All	All	25mm - 1.5	DP1013				DP1013M
Echo	NCP10	10/99 - on	All	All	12mm - 1.25	DP1040	DP1014	DP1026	DP1049	DP1040M
Hiace	All models	1/83 - 9/89	All	All	18mm - 1.5	DP1010				DP1010M
Hiace	All models	9/89 - on	All	All	12mm - 1.25	DP1040	DP1014	DP1026	DP1049	DP1040M
Hilux	All models	4/79 - 9/87	2.0L	All	18mm - 1.5	DP1010				DP1010M
Hilux	All models	10/87 - 10/97	1.8L	2Y, 2YC	12mm - 1.25	DP1040	DP1014	DP1026	DP1049	DP1040M
Hilux	All models	10/97 - 11/02	2.0L	1RZ	12mm - 1.25	DP1040	DP1014	DP1026	DP1049	DP1040M
Hilux	All models	5/85 - 9/88	2.2L	4Y	12mm - 1.25	DP1040	DP1014	DP1026	DP1049	DP1040M
Hilux	All models	8/83 - 9/88	2.4L	2L	18mm - 1.5	DP1010				DP1010M
Hilux	All models	8/88 - 10/97	2.4L	22R	12mm - 1.25	DP1040	DP1014	DP1026	DP1049	DP1040M
Hilux	All models	10/97 - 4/05	2.7L	3RZ-FE	12mm - 1.25	DP1040	DP1014	DP1026	DP1049	DP1040M
Hilux	All models	11/88 - 10/97	2.8L	3L	12mm - 1.25	DP1040	DP1014	DP1026	DP1049	DP1040M
Hilux	All models	10/89 - 4/05	3.0L	All	12mm - 1.25	DP1040	DP1014	DP1026	DP1049	DP1040M
Landcruiser	FJ Series	1/69 - 11/84	All	All	25mm - 1.5	DP1013				DP1013M
Landcruiser	FJ, FZJ series	11/84 - on	4.0L	All	12mm - 1.25	DP1040	DP1014	DP1026	DP1049	DP1040M
Landcruiser	HJ47, HJ75	8/80 - 1/90	4.0L	2H	18mm - 1.5	DP1010				DP1010M
Landcruiser	HJ61, HDJ80, HZJ75	10/85 - on	All	All	12mm - 1.25	DP1040	DP1014	DP1026	DP1049	DP1040M
Landcruiser	All models	11/90 - on	All	All	12mm - 1.25	DP1040	DP1014	DP1026	DP1049	DP1040M
Prado	KZJ95	4/00 - 2/03	3.0L	1KZ-TE	12mm - 1.25	DP1040	DP1014	DP1026	DP1049	DP1040M
RAV4		7/94 - on	2.0L	All	12mm - 1.25	DP1040	DP1014	DP1026	DP1049	DP1040M
Starlet	EP91	3/96 - 10/99	1.3L	4E-FE	12mm - 1.25	DP1040	DP1014	DP1026	DP1049	DP1040M
Tarago		3/84 - on	All	All	12mm - 1.25	DP1040	DP1014	DP1026	DP1049	DP1040M
Townace		1/92 - 1/97	2.0L	3Y-C	12mm - 1.25	DP1040	DP1014	DP1026	DP1049	DP1040M
<b>Toyota -</b>										
Transmission: Fill Plug					18mm - 1.5	DP3022				DP3022M
Transmission: Drain Plug					18mm - 1.5	DP3023				DP3023M

Make & Model	Notes	Year	Engine Capacity	Engine Code	Plug Size	Standard Plug	Guide Point Plug	Oversize Plug	Piggy Back Plug	Magnetic Plug
<b>Volkswagen</b>										
All models	With 14mm Plug	1960 - on	All	All	14mm - 1.5	DP1046				
All models	With 26mm Plug	1999 - on	All	All	26mm - 1.5	DP1042				DP1042M
<b>Volvo</b>										
All models	With 3/4" Plug	1976 - on	All	All	3/4" - 16	DP1034				DP1034M
All models	With 16mm Plug	1976 - on	All	All	16mm - 1.5	DP1009				DP1009M
All models	With 26mm Plug	1980 - on	All	All	26mm - 1.5	DP1043				DP1043M
All models	With 18mm Plug	1993 - on	All	All	18mm - 1.5	DP1010				DP1010M

Make & Model	Notes	Year	Engine Capacity	Engine Code	Plug Size	Standard Plug	Guide Point Plug	Oversize Plug	Piggy Back Plug	Magnetic Plug
--------------	-------	------	-----------------	-------------	-----------	---------------	------------------	---------------	-----------------	---------------

## Commercial Vehicles

### CUMMINS

All models	With 1" Plug		All	All	1" - 18	DP1059				DP1053M
All models	With 18mm Plug		All	All	18mm - 1.5	DP1079				DP1079M
All models	With 22mm Plug		All	All	22mm - 1.5	DP1031				DP1031M
										DP1058M

### FORD

All models	With 1/2" Plug		All	All	1/2" - 20	* DP1001S	DP1001	DP1006	DP1004	DP1001M
All models	With 3/4" Plug		All	All	3/4" - 16					DP1054M
All models	With 14mm x 1.5 Plug		All	All	14mm - 1.5	DP1015	DP1045	DP1028	DP1047	DP1015M
All models	With 14mm x 1.25 Plug		All	All	14mm - 1.25	DP1017	DP1033			DP1017M

### INTERNATIONAL

All models	With 1/2" Plug		All	All	1/2" - 20	* DP1001S	DP1001	DP1006	DP1004	DP1001M
All models	With 7/8" Plug		All	All	7/8" - 20					DP1058M
All models	With 14mm Plug		All	All	14mm - 1.25	DP1017	DP1033			DP1017M

### ISUZU

All models	With 14mm Plug		All	All	14mm - 1.5	DP1002	DP1045	DP1028	DP1047	DP1002M
All models	With 20mm Plug		All	All	20mm - 1.5	DP1011				DP1011M

### MACK

All models	With 7/8" Plug		All	All	7/8" - 14 UNF					DP1056M
All models	With 12mm Plug		All	All	12mm - 1.5	DP1021				DP1021M
All models	With 20mm Plug		All	All	20mm - 1.25	DP1011				DP1011M









Make & Model	Notes	Year	Engine Capacity	Engine Code	Plug Size	Standard Plug	Guide Point Plug	Oversize Plug	Piggy Back Plug	Magnetic Plug
<b>Transmission &amp; Differential Drain Plugs</b>										
Int. Hex :		PIPE PLUG			1/16"	DP3000				
Ext. Square:		PIPE PLUG			1/2" – 14 PTF	DP3001				DP1052M
Int. Square :		PIPE PLUG			1/2" - 14 PTF	DP3002				DP3002M
Ext. Square:		PIPE PLUG			3/4" – 14 PTF	DP3003				DP1051M
Int. Hex :		PIPE PLUG			3/8"	DP3004				DP3004M
Chrysler Diff Plug:		RUBBER			7 1/4 - 8 1/4	DP3005				
Int. Square :		ALUMINIUM			1/2" - 14 PTF	DP3010				DP3010M
Int. Hex :		STANDARD			22MM – 1.5	DP3011				
3/8" Hex Head		STANDARD			17MM	DP3013				DP3013M
Int. Hex :		PIPE PLUG			22MM – 1.5	DP3014				DP3014M
Hex Head		PIPE PLUG			1/8" PIPE	DP3015				DP3015M
Int. Hex :		PIPE PLUG			1/4"	DP3016				DP3016M
Ext. Square:		PIPE PLUG			3/8"	DP3018				DP3018M
Hex Head		GUIDE POINT			19MM – 1.5	DP3020				
Honda Transmission Plug		STANDARD			32MM – 1.5	DP3021				
Toyota Trans: Fill Plug		Int. Hex :			18MM – 1.5	DP3022				DP3022M
Toyota Trans: Drain Plug		STANDARD			18MM – 1.5	DP3023				DP3023M
Hex Head		STANDARD			10MM – 1.5	DP3024				DP3024M
Int. Hex :		PIPE PLUG			1" PIPE	DP3027				DP3027M
Int. Hex :		PIPE PLUG			1.1/4" PIPE					DP3028M
Int. Hex :		BRITISH PIPE			1/8 - 28 BSPT	DP3071				DP3071M
Int. Hex :		BRITISH PIPE			1/4 - 19 BSPT	DP3072				DP3072M
Int. Hex :		BRITISH PIPE			3/8 - 19 BSPT	DP3073				DP3073M
Int. Hex :		BRITISH PIPE			1/2 - 14 BSPT	DP3074				DP3074M
Int. Hex :		BRITISH PIPE			3/4 - 14 BSPT	DP3075				DP3075M
Int. Hex :		BRITISH PIPE			1"BSPT	DP3078				DP3078M
Ext. Square:		PIPE PLUG			3/4" – 14 PTF					

**Notes :**

		Standard	Guide Point	Oversize	Piggy Back	Magnetic
Extra Long: 7/8" Head	1/2" - 20	DP1001S	DP1001	DP1006	DP1004	DP1001M
Double Oversize	1/2" - 20	DP1022		DP1029		DP1006M
Triple Oversize	1/2" - 20			DP1007	DP1005	DP1007M
Standard	1/2" - 20			DP1008		DP1008M
					DP1082	









**Automotive Components NZ Limited**  
**Drain plugs**



Part No.	Type	Size	Specifications	Size		Notes
DP1001	GUIDE POINT	1/2" – 20	THREAD DIAM: THREAD PITCH THREAD LENGTH HEX SIZE	1/2" 20 13/16" 9/16"		GM (HOLDEN), AMC, CHRY., FORD, INTER, JEEP, MITSUBISHI,
DP1001S	STANDARD	1/2" – 20	HEX SIZE HEX HEIGHT THREAD LENGTH TOTAL LENGTH	3/4" 1/4" 1/2" 7/8"		GM (HOLDEN), AMC, CHRY., FORD, INTER, JEEP, MITSUBISHI,
DP1001M	MAGNETIC	1/2" – 20	HEX SIZE HEX HEIGHT THREAD LENGTH TOTAL LENGTH	3/4" 1/4" 1/2" 7/8"		AMC, CHRYSLER, FORD, GM (HOLDEN),
DP1002	STANDARD	14MM – 1.5	THREAD DIAM: THREAD PITCH THREAD LENGTH HEX SIZE	14mm 1.5 16mm 13mm		AMC, AUDI, FORD, LEXUS KIA, HYUNDAI, JAGUAR, JEEP, GM (HOLDEN), DAEWOO
DP1002M	MAGNETIC	14MM – 1.5	HEX SIZE HEX HEIGHT THREAD LENGTH TOTAL LENGTH	13mm 6.5mm 15.8mm 29mm		CHRY, MITSUBISHI FORD, MAZDA GM (HOLDEN),
DP1003	GUIDE POINT	12MM – 1.75	THREAD DIAM: THREAD PITCH THREAD LENGTH HEX SIZE	12mm 1.75 25mm 15mm		AMC, CHRY., MITSUBISHI FORD, ISUZU, JEEP, MAZDA GM (HOLDEN),
DP1003M	MAGNETIC	12MM – 1.75	HEX SIZE HEX HEIGHT THREAD LENGTH TOTAL LENGTH	13mm 6.6mm 14.3mm 28.6mm		AMC GM (HOLDEN),
DP1004	PIGGY BACK <i>Oversize</i>	1/2" – 20	THREAD DIAM: THREAD PITCH THREAD LENGTH HEX SIZE	.520" 20 .575" 3/4"		









**Automotive Components NZ Limited**  
**Drain plugs**



Part No.	Type	Size	Specifications	Size	Notes
DP1005	PIGGY BACK <i>Double Oversize</i>	1/2" – 20	THREAD DIAM: THREAD PITCH THREAD LENGTH HEX SIZE	.532" 20 .575" .745"	
DP1006	OVERSIZE <i>Single Oversize</i>	1/2" – 20	THREAD DIAM: THREAD PITCH THREAD LENGTH HEX SIZE	.515" 20 .575" 3/4"	
DP1006M	MAGNETIC <i>Single Oversize</i>	1/2" – 20	HEX SIZE HEX HEIGHT THREAD LENGTH TOTAL LENGTH	3/4" 1/4" 9/16" 1"	
DP1007	OVERSIZE <i>Double Oversize</i>	1/2" – 20	THREAD DIAM: THREAD PITCH THREAD LENGTH HEX SIZE	.545" 20 .575" 3/4"	
DP1007M	MAGNETIC <i>Double Oversize</i>	1/2" – 20	HEX SIZE HEX HEIGHT THREAD LENGTH TOTAL LENGTH	3/4" 1/4" 9/16" 1"	
DP1008	OVERSIZE <i>Triple Oversize</i>	1/2" – 20	THREAD DIAM: THREAD PITCH THREAD LENGTH HEX SIZE	.568" 20 .575" 3/4"	
DP1008M	MAGNETIC <i>Triple Oversize</i>	1/2" – 20	HEX SIZE HEX HEIGHT THREAD LENGTH TOTAL LENGTH	3/4" 1/4" 9/16" 1"	
DP1009	STANDARD	16MM – 1.5	THREAD DIAM: THREAD PITCH THREAD LENGTH HEX SIZE	16mm 1.5 12.75mm 19mm	  AMC, JAGUAR, PEUGEOT, RENAULT, VOLVO NISSAN


**Automotive Components NZ Limited**  
**Drain plugs**



Part No.	Type	Size	Specifications	Size		Notes
DP1009M	MAGNETIC	16MM – 1.5	HEX SIZE HEX HEIGHT THREAD LENGTH TOTAL LENGTH	19mm 8.5mm 12.5mm 29.6mm		AMC, PEUGEOT, RENAULT, VOLVO NISSAN
DP1010	STANDARD	18MM – 1.5	THREAD DIAM: THREAD PITCH THREAD LENGTH HEX SIZE	18mm 1.5 12mm 19mm		CHRY,MITSUBISHI, HYUNDAI, RENAULT SUBARU, TOYOTA, VOLVO
DP1010M	MAGNETIC	18MM – 1.5	HEX SIZE HEX HEIGHT THREAD LENGTH TOTAL LENGTH	19mm 10mm 11.9mm 30.9mm		HYUNDAI, TOYOTA
DP1011	STANDARD	20MM – 1.5	THREAD DIAM: THREAD PITCH THREAD LENGTH HEX SIZE	20mm 1.5 14.5mm 17mm		GM (HOLDEN), HONDA CHRY, MITSUBISHI, PORSCHE SUBARU, VOLVO 6cyl.
DP1011M	MAGNETIC	20MM – 1.5	HEX SIZE HEX HEIGHT THREAD LENGTH TOTAL LENGTH	17mm 7.3mm 14.3mm 30.5mm		HONDA, SUBARU VOLVO 6 cyl.
DP1012	STANDARD	16.4MM – 1.33	THREAD DIAM: THREAD PITCH THREAD LENGTH HEX SIZE	16.4mm 1.33 13mm 19mm		NISSAN,
DP1012M	MAGNETIC	16.4MM – 1.33	HEX SIZE HEX HEIGHT THREAD LENGTH TOTAL LENGTH	19mm 8mm 13.8mm 30.3mm		NISSAN
DP1013	STANDARD	25MM – 1.5	THREAD DIAM: THREAD PITCH THREAD LENGTH HEX SIZE	25mm 1.5 13.5mm 24mm		MERCEDES, TOYOTA VOLVO TURBO

**Automotive Components NZ Limited**  
**Drain plugs**



Part No.	Type	Size	Specifications	Size		Notes
DP1013M	MAGNETIC	25MM – 1.5	HEX SIZE HEX HEIGHT THREAD LENGTH TOTAL LENGTH	24mm 8mm 13.5mm 30.3mm		MERCEDES, TOYOTA VOLVO TURBO
DP1014	GUIDE POINT	12MM – 1.25	THREAD DIAM: THREAD PITCH THREAD LENGTH HEX SIZE	12mm 1.25 17mm 14mm		NISSAN, NOVA, TOYOTA, LEXUS
DP1015	STANDARD Short Type	14MM – 1.5	THREAD DIAM: THREAD PITCH THREAD LENGTH HEX SIZE	14mm 1.5 13.5mm 16mm		CHRY,MITS, ISUZU,MAZDA HONDA, SAAB, SUZUKI
DP1015M	MAGNETIC	14MM – 1.5	HEX SIZE HEX HEIGHT THREAD LENGTH TOTAL LENGTH	16mm 7.6mm 11.8mm 24.3mm		AUDI, ISUZU, MAZDA CHRY,MITSUBISHI, ISUZU,MAZDA SAAB, SUZUKI
DP1016	STANDARD	22MM – 1.5	THREAD DIAM: THREAD PITCH THREAD LENGTH HEX SIZE	22mm 1.5 12.5mm 19mm		ALFA-ROMEO, BMW, FIAT, CHEROKEE PORSCHE, SUBARU,
DP1016M	MAGNETIC	22MM – 1.5	HEX SIZE HEX HEIGHT THREAD LENGTH TOTAL LENGTH	19mm 8.4mm 12.5mm 30.3mm		GM TRUCK TRANSFER CASE, BMW, CHEROKEE
DP1017	STANDARD	14MM – 1.25	THREAD DIAM: THREAD PITCH THREAD LENGTH HEX SIZE	14mm 1.25 12mm 19mm		AMC, FORD JEEP CHEROKEE RENAULT










**Automotive Components NZ Limited**  
**Drain plugs**



Part No.	Type	Size	Specifications	Size		Notes
DP1017M	MAGNETIC	14MM – 1.25	HEX SIZE HEX HEIGHT THREAD LENGTH TOTAL LENGTH	19mm 5.1mm 12.1mm 21.4mm		FORD POWER STROKE, CJ7 CHEROKEE
DP1021	STANDARD	12MM – 1.5	THREAD DIAM: THREAD PITCH THREAD LENGTH HEX SIZE	12mm 1.5 12.5mm 13mm		MERCEDES, PORSCHE BMW Use Washer DP2414
DP1021M	MAGNETIC	12MM – 1.5	HEX SIZE HEX HEIGHT THREAD LENGTH TOTAL LENGTH	13mm 6mm 12.1mm 24.6mm		12MM-1.5 MERCEDES BENZ
DP1022	GUIDE POINT <i>Extra Long</i>	1/2" – 20	THREAD DIAM: THREAD PITCH THREAD LENGTH HEX SIZE	1/2" 20 .810" 7/8"		with 7/8" Head NISSAN, TOYOTA
DP1024	STANDARD	5/8" – 18	THREAD DIAM: THREAD PITCH THREAD LENGTH HEX SIZE	5/8" 18 1/2" .510"		GM (HOLDEN), CHRYSLER, JAGUAR
DP1024M	MAGNETIC	5/8" – 18	HEX SIZE HEX HEIGHT THREAD LENGTH TOTAL LENGTH	1/2" 1/4" 1/2" 1"		GM (HOLDEN), CHRYSLER, JAGUAR
DP1025	STANDARD	12MM – 1.5	THREAD DIAM: THREAD PITCH THREAD LENGTH HEX SIZE	12mm 1.5 13mm 17mm		FORD, BMW, MERCEDES
DP1025M	MAGNETIC	12MM – 1.5	HEX SIZE HEX HEIGHT THREAD LENGTH TOTAL LENGTH	17.2mm 4.9mm 13.1mm 21mm		BMW









**Automotive Components NZ Limited**  
**Drain plugs**



Part No.	Type	Size	Specifications	Size		Notes
DP1026	OVERSIZE <i>Self Tapping</i>	12MM – 1.25	THREAD DIAM: THREAD PITCH THREAD LENGTH HEX SIZE	12mm 1.25 17.5mm 19mm		NISSAN GM (HOLDEN),
DP1027	OVERSIZE <i>Self Tapping</i>	12MM – 1.75	THREAD DIAM: THREAD PITCH THREAD LENGTH HEX SIZE	12mm 1.75 18.5mm 19mm		GM (HOLDEN),
DP1028	OVERSIZE <i>Self Tapping</i>	14MM – 1.5	THREAD DIAM: THREAD PITCH THREAD LENGTH HEX SIZE	14mm 1.5 16.75mm 19mm		NOT FOR FORD
DP1029	OVERSIZE	1/2" – 20	THREAD DIAM: THREAD PITCH THREAD LENGTH HEX SIZE	1/2" 20 .650" 7/8"		
DP1031	STANDARD	22MM – 1.5	THREAD DIAM: THREAD PITCH THREAD LENGTH INT.SQU.SIZE	22mm 1.5 18.5mm 10mm		CHRYSLER CUMMINS DIESEL Use Washer DP2608
DP1031M	MAGNETIC	22MM – 1.5	SQU. SIZE FLANGE HEIGHT THREAD LENGTH TOTAL LENGTH	10.5mm 3.1mm 19.1mm 26.8mm		CHRYSLER CUMMINS DIESEL
DP1032	STANDARD	14MM – 1.5	THREAD DIAM: THREAD PITCH THREAD LENGTH HEX SIZE	14mm 1.5 23.5mm 13mm		MERCEDES









**Automotive Components NZ Limited**  
**Drain plugs**



Part No.	Type	Size	Specifications	Size		Notes
DP1033	GUIDE POINT	14MM – 1.25	THREAD DIAM: THREAD PITCH THREAD LENGTH HEX SIZE	14mm 1.25 16.75mm 13mm		RENAULT, JEEP, LEXUS
DP1034	STANDARD	3/4" – 16	THREAD DIAM: THREAD PITCH THREAD LENGTH HEX SIZE	3/4" 16 .450" 7/8"		AMC, VOLVO Use Washer DP2515
DP1034M	MAGNETIC	3/4" – 16	HEX SIZE HEX HEIGHT THREAD LENGTH TOTAL LENGTH	7/8" 1/4" 1/2" 3/4"		AMC, VOLVO
DP1035	STANDARD <i>Short Type</i>	14MM – 1.5	THREAD DIAM: THREAD PITCH THREAD LENGTH HEX SIZE	14mm 1.5 10.5mm 17mm		HONDA
DP1035M	MAGNETIC <i>Short Type</i>	14MM – 1.5	HEX SIZE HEX HEIGHT THREAD LENGTH TOTAL LENGTH	17mm 6.8mm 10.4mm 24mm		HONDA
DP1036	OVERSIZE	5/8" – 18	THREAD DIAM: THREAD PITCH THREAD LENGTH HEX SIZE	5/8" 18 .600" 7/8"		CHRYSLER
DP1036M	MAGNETIC	5/8" – 18	HEX SIZE HEX HEIGHT THREAD LENGTH TOTAL LENGTH	7/8" 1/4" .600" 1.1/16"		CHRYSLER
DP1037	OVERSIZE	11/16" - 16	THREAD DIAM: THREAD PITCH THREAD LENGTH HEX SIZE	11/16" 16 .600" 1"		GM (HOLDEN), CHRYSLER, FORD









**Automotive Components NZ Limited**  
**Drain plugs**



Part No.	Type	Size	Specifications	Size		Notes
DP1038	OVERSIZE	3/4" – 16	THREAD DIAM: THREAD PITCH THREAD LENGTH HEX SIZE	3/4" 16 .6125" 1"		GM (HOLDEN), CHRYSLER, FORD
DP1039	OVERSIZE	7/8" – 14 UNF	THREAD DIAM: THREAD PITCH THREAD LENGTH HEX SIZE	7/8" 14 .5875" 1.1/8"		GM (HOLDEN), CHRYSLER, FORD
DP1040	STANDARD	12MM – 1.25	THREAD DIAM: THREAD PITCH THREAD LENGTH HEX SIZE	12mm 1.25 12.25mm 14mm		FORD, LEXUS, MAZDA NISSAN, SUZUKI, TOYOTA GM (HOLDEN),
DP1040M	MAGNETIC	12MM – 1.25	HEX SIZE HEX HEIGHT THREAD LENGTH TOTAL LENGTH	14.4mm 7.2mm 12.4mm 24.8mm		NISSAN, NOVA, TOYOTA
DP1041	GUIDE POINT	12MM – 1.75	THREAD DIAM: THREAD PITCH THREAD LENGTH HEX SIZE	12mm 1.75 19mm 14mm		SATURN Includes Rubber Washer DP2604
DP1041M	MAGNETIC	12MM – 1.75	HEX SIZE HEX HEIGHT THREAD LENGTH TOTAL LENGTH	13.9mm 8.1mm 18.1mm 36.9mm		SATURN Includes Rubber Washer DP2604
DP1042	STANDARD	26MM – 1.5	THREAD DIAM: THREAD PITCH THREAD LENGTH INT. HEX SIZE	26mm 1.5 14mm 14mm		AUDI, MERCEDES, VOLKSWAGEN
DP1042M	MAGNETIC	26MM – 1.5	INT. HEX SIZE HEX HEIGHT THREAD LENGTH TOTAL LENGTH	14mm 3.8mm 12.8mm		MERCEDES VOLKSWAGEN









**Automotive Components NZ Limited**  
**Drain plugs**



Part No.	Type	Size	Specifications	Size		Notes
DP1043	STANDARD	26MM – 1.5	THREAD DIAM: THREAD PITCH THREAD LENGTH HEX SIZE	26mm 1.5 16.25mm 24mm		AUDI, MERCEDES, PORSCHE, VOLVO
DP1043M	MAGNETIC	26MM – 1.5	HEX SIZE HEX HEIGHT THREAD LENGTH TOTAL LENGTH	23.9mm 9.8mm 15.9mm 34.8mm		AUDI, MERCEDES, PORSCHE, VOLVO
DP1044	STANDARD <i>Hollow</i>	12MM – 1.5	THREAD DIAM: THREAD PITCH THREAD LENGTH HEX SIZE	12mm 1.5 18.25mm 17.5mm		BMW, Use Washer DP2414
DP1044M	MAGNETIC <i>Hollow</i>	12MM – 1.5	HEX SIZE HEX HEIGHT THREAD LENGTH TOTAL LENGTH	17.5mm 18.25mm 18.7mm		BMW
DP1045	GUIDE POINT	14MM – 1.5	THREAD DIAM: THREAD PITCH THREAD LENGTH HEX SIZE	14mm 1.5 21mm 16mm		AUDI, CHRY, FORD, GM, HYUNDAI, MAZDA, MITS, SAAB, SUZUKI
DP1046	STANDARD	14MM – 1.5	THREAD DIAM: THREAD PITCH THREAD LENGTH HEX SIZE	14mm 1.5 13.75mm 19mm		VOLKSWAGEN Use Washer DP2502
DP1047	PIGGY BACK <i>Oversize</i>	14MM – 1.5	THREAD DIAM: THREAD PITCH THREAD LENGTH HEX SIZE	14.25mm 1.5 21mm 16mm		Use Washer DP2212
DP1048	PIGGY BACK <i>Oversize</i>	12MM – 1.75	THREAD DIAM: THREAD PITCH THREAD LENGTH HEX SIZE	12.14mm 1.75 13.25mm 19mm		Use WASHER DP2201










**Automotive Components NZ Limited**  
**Drain plugs**



Part No.	Type	Size	Specifications	Size		Notes
DP1049	PIGGY BACK <i>Oversize</i>	12mm - 1.25	THREAD DIAM: THREAD PITCH THREAD LENGTH HEX SIZE	12.2mm 1.25 13.25mm 19mm		Use WASHER DP2201
DP1051M	MAGNETIC	3/4" – 14 PTF	SQU. SIZE SQU. HEIGHT THREAD LENGTH TOTAL LENGTH	5/8" 1/2" 5/8" 1.1/8"		DETROIT DIESEL
DP1052M	MAGNETIC	1/2" – 14 PTF	SQU. SIZE SQU. HEIGHT THREAD LENGTH TOTAL LENGTH	37/64" 3/8" 37/64" 15/16"		DETROIT DIESEL
DP1053M	MAGNETIC	1" – 18 NS2	HEX SIZE HEX HEIGHT THREAD LENGTH TOTAL LENGTH	1.1/4" 5/16" 37/64" 57/64"		CUMMINS TRUCK & BUS
DP1054M	MAGNETIC	3/4" – 16 UNF2A	HEX SIZE HEX HEIGHT THREAD LENGTH TOTAL LENGTH	1" 1/4" 1/2" 3/4"		CATERPILLAR 3208, 3100 1160, 1150 1145, 1140 1100
DP1055M	MAGNETIC	1 1/8" – 12 UNF2A	HEX SIZE HEX HEIGHT THREAD LENGTH TOTAL LENGTH	1.1/2" 3/8" 3/4" 1.5/32"		CATERPILLAR 3408, 3406 3406B, 3306 3304, 3412
DP1056M	MAGNETIC	7/8" – 14 UNF2A	HEX SIZE HEX HEIGHT THREAD LENGTH TOTAL LENGTH	1.1/8" 1/4" 1/2" 3/4"		MACK TRUCK
DP1058M	MAGNETIC	7/8" – 18 NS2	HEX SIZE HEX HEIGHT THREAD LENGTH TOTAL LENGTH	1.1/8" 1/4" 1/2" 3/4"		INTERNATIONAL, JEEP,









**Automotive Components NZ Limited**  
**Drain plugs**



Part No.	Type	Size	Specifications	Size		Notes
DP1065	GUIDE POINT	12MM – 1.75	THREAD DIAM: THREAD PITCH THREAD LENGTH HEX SIZE	12mm 1.75 25mm 15mm		GM (HOLDEN), Inc. Rubber Washer DP2605 FLANGE SIZE 24mm
DP1066	GUIDE POINT	12MM – 1.75	THREAD DIAM: THREAD PITCH THREAD LENGTH HEX SIZE	12mm 1.75 25mm 15mm		GM (HOLDEN), Inc. Rubber Washer DP2605 FLANGE SIZE 31mm
DP1067	GUIDE POINT	1/2" – 20	THREAD DIAM: THREAD PITCH THREAD LENGTH HEX SIZE	1/2" 20 .8275" 5/8"		CHRYSLER, JEEP Attached Rubber Faced Washer
DP1068	GUIDE POINT	12MM – 1.75	THREAD DIAM: THREAD PITCH THREAD LENGTH HEX SIZE	12mm 1.75 20.5mm 15mm		FORD Suits ALUMINIUM DRAIN Attached Rubber Faced Washer
DP1069	GUIDE POINT	14MM – 1.5	THREAD DIAM: THREAD PITCH THREAD LENGTH HEX SIZE	14mm 1.5 18mm 17mm		CHRY,MITSUBISHI Attached Rubber Faced Washer
DP1070	GUIDE POINT	14MM – 1.5	THREAD DIAM: THREAD PITCH THREAD LENGTH HEX SIZE	14mm 1.5 21mm 13mm		FORD Inc. Rubber Washer DP2609
DP1071	GUIDE POINT	14MM – 1.5	THREAD DIAM: THREAD PITCH THREAD LENGTH HEX SIZE	14mm 1.5 21mm 16mm		FORD
DP1074	STANDARD	14MM – 1.5	THREAD DIAM: THREAD PITCH THREAD LENGTH TORX DRIVE	14mm 1.5 10mm 45		GENERAL MOTORS Inc. Rubber Washer DP2611
DP1076M	MAGNETIC	12MM – 1.75	HEX SIZE HEX HEIGHT THREAD LENGTH TOTAL LENGTH	15mm 7.6mm 25mm 43.2mm		GM (HOLDEN) 2.2, 3.1, 3.8L Inc. Rubber Washer DP2605

**Automotive Components NZ Limited**  
**Drain plugs**












Part No.	Type	Size	Specifications	Size		Notes
DP1077	GUIDE POINT	12MM – 1.75	THREAD DIAM: THREAD PITCH THREAD LENGTH HEX SIZE	12mm 1.75 25mm 13mm		FORD FORD TRUCK Inc. Rubber Washer DP2605
DP1078	GUIDE POINT	14MM – 1.5	THREAD DIAM: THREAD PITCH THREAD LENGTH HEX SIZE	14mm 1.5 20mm 13mm		CHRY,MITSUBISHI Attached Rubber Faced Washer
DP1079	STANDARD	18MM – 1.5	THREAD DIAM: THREAD PITCH THREAD LENGTH INT. SQU. SIZE	18mm 1.5 19mm 10mm		CHRYSLER OEM #5080631AAA With Rubber Face
DP1079M	MAGNETIC	18MM – 1.5	INT.SQU. SIZE FLANGE THREAD LENGTH TOTAL LENGTH	10mm 5mm 19mm 28.2mm		SQU. INT. DRIVE CHRYSLER With Rubber Face
DP1082	PIGGY BACK <i>Oversize</i>	1/2" – 20	THREAD DIAM: THREAD PITCH THREAD LENGTH HEX SIZE	1/2" 20 .575" 3/4"		
DP1085	STANDARD <i>Longer</i>	14MM – 1.5	THREAD DIAM: THREAD PITCH THREAD LENGTH HEX SIZE	14mm 1.5 14.5mm 17mm		HONDA
DP1085M	MAGNETIC <i>Longer</i>	14MM – 1.5	HEX SIZE HEX HEIGHT THREAD LENGTH TOTAL LENGTH	17mm 7.7mm 14.5mm 28.2mm		HONDA
DP3000		1/16"	INT. HEX SIZE THREAD DIAM: THREAD LENGTH	0.125" 0.300" 0.250"		1/16" Pipe Plug COUNTERSUNK INT. HEX












**Automotive Components NZ Limited**  
**Drain plugs**



Part No.	Type	Size	Specifications	Size		Notes
DP3001	STANDARD	1/2" – 14 PTF	EXT. SQU. SIZE THREAD DIAM: THREAD LENGTH	0.5625" 0.8125" 0.6175"		1/2" Pipe Plug 9/16" Square Ext
DP3002	STANDARD	1/2" – 14 PTF	INT. SQU. SIZE INT. SQU. DEPTH THREAD LENGTH TOTAL LENGTH	3/8" 1/4" 39/64" 39/64"		1/2" Pipe Plug 3/8" Square Int
DP3002M	MAGNETIC	1/2" – 14 PTF	SQU. SIZE SQU. DEPTH THREAD LENGTH TOTAL LENGTH	3/8" 1/4" 39/64" 39/64"		PIPE PLUG Ford, Suzuki
DP3003	STANDARD	3/4" – 14 PTF	EXT. SQU. SIZE THREAD DIAM: THREAD LENGTH	5/8" 1" 0.6125"		3/4" Pipe Plug 5/8" Square Ext
DP3004	STANDARD	3/8"	INT.SQU.SIZE THREAD DIAM: THREAD LENGTH	3/8" 0.670" 0.450"		3/8" Pipe Plug 3/8" Square Ext
DP3005	RUBBER	7 1/4 - 8 1/4				CHRYSLER DIFF PLUG
DP3010	STANDARD	1/2" – 14 PTF	INT.SQU.SIZE THREAD DIAM: THREAD LENGTH	0.350" 0.8125" 1/2"		1/2" Pipe Plug ALUMINIUM Borg Warner
DP3011	STANDARD	22MM – 1.5	HEX SIZE THREAD DIAM: THREAD LENGTH TOTAL LENGTH	30mm 22mm 15mm		GENERAL MOTORS FORD, CHRYSLER. WITH GASKET
DP3013	HEX HEAD	3/8"	HEX SIZE THREAD DIAM: THREAD LENGTH	18mm 17mm 12.5mm		3/8" HEX HEAD ALUMINIUM GM 1998/2000 "K" BODY OEM# 15032997

**Automotive Components NZ Limited**  
**Drain plugs**



Part No.	Type	Size	Specifications	Size		Notes
DP3014	INT HEX	22MM	INT. HEX SIZE THREAD DIAM: THREAD LENGTH	10mm 22mm 10mm		METRIC INTERNAL 22MM HEX GM 1500-2500 SERIES 96/00 JEEP GRAND CHEROKEE 96/02
DP3015		1/8" PIPE	HEX SIZE THREAD DIAM: THREAD LENGTH	0.4375" 0.400" 0.375"		1/8" PIPE PLUG HEX HEAD
DP3020	GUIDE POINT	19MM – 1.5	HEX SIZE THREAD DIAM: THREAD LENGTH	15mm 19mm 21.5mm		19MM-1.5 GENERAL MOTORS TRANSMISSION and DIFFERENTIAL PLUG
DP3021	STANDARD	32MM – 1.5	HEX SIZE THREAD DIAM: THREAD LENGTH	17mm 32mm 14mm		HONDA TRANSMISSION PLUG
DP3022	STANDARD	18MM – 1.5	INT. HEX SIZE THREAD DIAM: THREAD LENGTH	10mm 18mm 10mm		TOYOTA TRANSMISSION FILL PLUG
DP3022M		18MM – 1.5 MAGNETIC	INT. HEX SIZE HEX HEIGHT THREAD LENGTH TOTAL LENGTH	10mm 4.7mm 12.2mm 18.5mm		TOYOTA TRANSMISSION FILL PLUG
DP3023	STANDARD	18MM – 1.5	HEX SIZE THREAD DIAM: THREAD LENGTH	24mm 18mm 11mm		TOYOTA TRANS. TRANSFER CASE DRAIN PLUG
DP3023M	MAGNETIC	18MM – 1.5	HEX SIZE HEX HEIGHT THREAD LENGTH TOTAL LENGTH	24mm 6.2mm 11mm 18.7mm		TOYOTA TRANS. TRANSFER CASE DRAIN PLUG
DP3024	STANDARD	10MM – 1.5	HEX SIZE THREAD DIAM: THREAD LENGTH	14mm 10mm 9mm		TRANSMISSION DRAIN PLUG Use Washer DP2416

## Drain Plug Index



	STANDARD:		GUIDE POINT:		OVER SIZE:	PIGGY BACK:	MAGNETIC:	
10MM – 1.5	DP3024						DP3024M	
12MM – 1.25	DP1040		DP1014		DP1026	DP1049	DP1040M	
12MM – 1.5	DP1021	DP1044					DP1021M	DP1044M
	DP1025						DP1025M	
12MM – 1.75	DP1003S		DP1003	DP1066	DP1027	DP1048	DP1003M	DP1076M
			DP1041	DP1068			DP1041M	
			DP1065	DP1077				
14MM – 1.25	DP1017		DP1033					DP1017M
14MM – 1.5	DP1002	DP1046	DP1045	DP1071	DP1028	DP1047	DP1002M	DP1035M
	DP1015	DP1074	DP1069	DP1078			DP1015M	DP1085M
	DP1032	DP1085	DP1070					
	DP1035							
16MM – 1.5	DP1009							DP1009M
16.4MM – 1.33	DP1012							DP1012M
17MM	DP3013							
18MM – 1.5	DP1010	DP3022					DP1010M	DP3022M
	DP1079	DP3023					DP1079M	DP3023M
19MM – 1.5			DP3020					
20MM – 1.5	DP1011							DP1011M
22MM – 1.5	DP1016	DP3011					DP1016M	
	DP1031	DP3014					DP1031M	
25MM – 1.5	DP1013						DP1013M	
26MM – 1.5	DP1042	DP1043					DP1042M	DP1043M
32MM – 1.5	DP3021							
1/16" PIPE	DP3000							
1/8" PIPE	DP3015							
3/8" PIPE	DP3004							
1/2" – 20	DP1001S		DP1001	DP1067	DP1006	DP1004	DP1001M	DP1007M
			DP1022		DP1007	DP1005	DP1006M	DP1008M
					DP1008	DP1081		
					DP1029	DP1082		
1/2" – 14 PTF	DP3001	DP3010					DP1052M	
	DP3002						DP3002M	
5/8" – 18	DP1024				DP1036		DP1024M	DP1036M
11/16"					DP1037			
3/4" – 14 PTF	DP3003						DP1051M	
3/4" – 16	DP1034				DP1038		DP1034M	DP1054M
7/8" – 14 UNF					DP1039		DP1056M	
7/8" – 18							DP1058M	
1" – 18	DP1059						DP1053M	
1 1/8" – 12							DP1055M	

## Automotive Components NZ Limited

### Drain Plug Washer Identification Guide



#### Material: NYLON

Part No.	Size			
<b>DPW2001</b>	1/2"	INT DIAMETER	0.510"	
		EXT DIAMETER	0.895"	
		THICKNESS	0.080"	
<b>DPW2003</b>	12mm	INT DIAMETER	12.35mm	
		EXT DIAMETER	22.5mm	
		THICKNESS	1.6mm	
<b>DPW2005</b>	16.4mm	INT DIAMETER	15.75mm	
		EXT DIAMETER	27mm	
		THICKNESS	1.6mm	
<b>DPW2006W</b>	18mm <b>WIDE</b>	INT DIAMETER	19.5mm	
		EXT DIAMETER	31.75mm	
		THICKNESS	2mm	
<b>DPW2008</b>	22mm	INT DIAMETER	24mm	
		EXT DIAMETER	29.75mm	
		THICKNESS	2.4mm	





Part No.	Size			
<b>DPW2002</b>	14mm	INT DIAMETER	14.07mm	
		EXT DIAMETER	24mm	
		THICKNESS	1.5mm	
<b>DPW2004</b>	16mm	INT DIAMETER	16.15mm	
		EXT DIAMETER	25.4mm	
		THICKNESS	1.5mm	
<b>DPW2006</b>	18mm	INT DIAMETER	18.6mm	
		EXT DIAMETER	25.5mm	
		THICKNESS	1.6mm	
<b>DPW2007</b>	20mm	INT DIAMETER	20.35mm	
		EXT DIAMETER	37.75mm	
		THICKNESS	1.6mm	
<b>DPW2008W</b>	22mm <b>WIDE</b>	INT DIAMETER	22.2mm	
		EXT DIAMETER	31.85mm	
		THICKNESS	3.2mm	




## Automotive Components NZ Limited

### Drain Plug Washer Identification Guide



#### Material: CRUSH

Part No.	Size			
<b>DPW2051</b>	12mm	INT DIAMETER	12.35mm	
		EXT DIAMETER	17.85mm	
		THICKNESS	2.25mm	
<b>DPW2053</b>	14mm	INT DIAMETER	14.5mm	
		EXT DIAMETER	19.5mm	
		THICKNESS	2.5mm	
<b>DPW2055</b>	18mm	INT DIAMETER	18.3mm	
		EXT DIAMETER	23.75mm	
		THICKNESS	2mm	
<b>DPW2058</b>	25mm	INT DIAMETER	26.5mm	
		EXT DIAMETER	32mm	
		THICKNESS	2.75mm	

Part No.	Size			
<b>DPW2052</b>	1/2"	INT DIAMETER	0.535"	
		EXT DIAMETER	0.750"	
		THICKNESS	0.080"	
<b>DPW2054</b>	16mm	INT DIAMETER	16.3mm	
		EXT DIAMETER	21.75mm	
		THICKNESS	2.15mm	
<b>DPW2056</b>	20mm	INT DIAMETER	20.5mm	
		EXT DIAMETER	25.8mm	
		THICKNESS	2.75mm	




## Automotive Components NZ Limited

### Drain Plug Washer Identification Guide



#### Material: FIBRE

Part No.	Size			
<b>DPW2201</b>	1/2"	INT DIAMETER	0.510"	
		EXT DIAMETER	0.950"	
		THICKNESS	0.080"	
<b>DPW2203</b>	12mm	INT DIAMETER	12.1mm	
		EXT DIAMETER	22.25mm	
		THICKNESS	2mm	
<b>DPW2205</b>	16.4mm	INT DIAMETER	16.6mm	
		EXT DIAMETER	26.85mm	
		THICKNESS	2.15mm	
<b>DPW2207</b>	20mm	INT DIAMETER	20.35mm	
		EXT DIAMETER	28mm	
		THICKNESS	2.15mm	
<b>DPW2209</b>	25mm	INT DIAMETER	25.5mm	
		EXT DIAMETER	35mm	
		THICKNESS	1.85mm	
<b>DPW2212</b>	1/2" TOS	INT DIAMETER	0.580"	
		EXT DIAMETER	0.820"	
		THICKNESS	0.080"	
<b>DPW2213</b>	12mm	INT DIAMETER	12.15mm	
		EXT DIAMETER	21.85mm	
		THICKNESS	1.95mm	

Part No.	Size			
<b>DPW2202</b>	14mm	INT DIAMETER	14.1mm	
		EXT DIAMETER	24mm	
		THICKNESS	1.95mm	
<b>DPW2204</b>	16mm	INT DIAMETER	16.2mm	
		EXT DIAMETER	27mm	
		THICKNESS	1.95mm	
<b>DPW2206</b>	18mm	INT DIAMETER	18.1mm	
		EXT DIAMETER	28.65mm	
		THICKNESS	2.15mm	
<b>DPW2208</b>	7/8"/ 22mm	INT DIAMETER	22.5mm	
		EXT DIAMETER	27.5mm	
		THICKNESS	2.1mm	
<b>DPW2210</b>	1/2" SOS	INT DIAMETER	0.530"	
		EXT DIAMETER	0.750"	
		THICKNESS	0.080"	
<b>DPW2216</b>	14mm	INT DIAMETER	18.25mm	
		EXT DIAMETER	28.5mm	
		THICKNESS	1.95mm	

## Automotive Components NZ Limited

### Drain Plug Washer Identification Guide



#### Material: Aluminium

Part No.	Size			
<b>DPW2401</b>	1/2"	INT DIAMETER	0.510"	
		EXT DIAMETER	0.875"	
		THICKNESS	0.050"	
<b>DPW2403</b>	12mm	INT DIAMETER	12.1mm	
		EXT DIAMETER	22.25mm	
		THICKNESS	1.6mm	
<b>DPW2405</b>	16.4mm	INT DIAMETER	16.5mm	
		EXT DIAMETER	26.75mm	
		THICKNESS	1.5mm	
<b>DPW2407</b>	20mm	INT DIAMETER	20.1mm	
		EXT DIAMETER	28.6mm	
		THICKNESS	1.6mm	
<b>DPW2409</b>	25mm	INT DIAMETER	26.3mm	
		EXT DIAMETER	31.75mm	
		THICKNESS	2mm	
<b>DPW2414</b>	12mm	INT DIAMETER	12.4mm	
		<b>MERC.BMW</b> EXT DIAMETER	15.5mm	
		THICKNESS	1.2mm	



Part No.	Size			
<b>DPW2402</b>	14mm	INT DIAMETER	14mm	
		EXT DIAMETER	23.75mm	
		THICKNESS	1.55mm	
<b>DPW2404</b>	16mm	INT DIAMETER	16.4mm	
		EXT DIAMETER	26.75mm	
		THICKNESS	1.5mm	
<b>DPW2406</b>	18mm	INT DIAMETER	18.1mm	
		EXT DIAMETER	28.6mm	
		THICKNESS	1.7mm	
<b>DPW2408</b>	22mm	INT DIAMETER	22.25mm	
		EXT DIAMETER	25.4mm	
		THICKNESS	1.6mm	
<b>DPW2413</b>	18mm	INT DIAMETER	18.1mm	
		<b>MAZDA</b> EXT DIAMETER	23.9mm	
		THICKNESS	1.5mm	
<b>DPW2421</b>	32mm	INT DIAMETER	32.4mm	
		<b>TOYOTA</b> EXT DIAMETER	39.7mm	
		THICKNESS	2.5mm	


## Automotive Components NZ Limited

### Drain Plug Washer Identification Guide



#### Material: Aluminium Foldover

Part No.	Size			
<b>DPW2415</b>	14mm	INT DIAMETER	14mm	
		EXT DIAMETER	18.75mm	
		THICKNESS	2.35mm	
<b>DPW2418</b>	20mm	INT DIAMETER	20.2mm	
		EXT DIAMETER	26.2mm	
		THICKNESS	2.15mm	

Part No.	Size			
<b>DPW2416</b>	12mm	INT DIAMETER	12mm	
		EXT DIAMETER	16.4mm	
		THICKNESS	2.15mm	








## Automotive Components NZ Limited

### Drain Plug Washer Identification Guide



#### Material: Copper

Part No.	Size			
<b>DPW2501</b>	1/2"	INT DIAMETER	0.510"	
		EXT DIAMETER	0.875"	
		THICKNESS	0.050"	
<b>DPW2503</b>	12mm	INT DIAMETER	12mm	
		EXT DIAMETER	22.25mm	
		THICKNESS	1.6mm	
<b>2506</b> 18MM		INT DIAMETER	18.1mm	
		EXT DIAMETER	26.2mm	
		THICKNESS	1.6mm	
<b>DPW2508</b>	22mm 7/8"	INT DIAMETER	22.22mm	
		EXT DIAMETER	25.4mm	
		THICKNESS	1.6mm	
<b>DPW2515</b>	3/4" <b>VOLVO</b>	INT DIAMETER	19.25mm	
		EXT DIAMETER	25.4mm	
		THICKNESS	1.6mm	

Part No.	Size			
<b>DPW2502</b>	14mm	INT DIAMETER	14mm	
		EXT DIAMETER	23.8mm	
		THICKNESS	1.6mm	
<b>DPW2504</b>	16mm	INT DIAMETER	16mm	
		EXT DIAMETER	22.25mm	
		THICKNESS	1.65mm	
<b>DPW2507</b>	20mm	INT DIAMETER	20.1mm	
		EXT DIAMETER	26.1mm	
		THICKNESS	1.6mm	
<b>DPW2509</b>	25mm 1"	INT DIAMETER	25.5mm	
		EXT DIAMETER	31.9mm	
		THICKNESS	1.6mm	

## Automotive Components NZ Limited









### Drain Plug Washer Identification Guide





















#### Material: Rubber & Rubber/Metal

Part No.	Size			
<b>DPW2602</b>	14mm	INT DIAMETER	14.15mm	
		EXT DIAMETER	24.6mm	
		THICKNESS	1.5mm	
		RUBBER/METAL		
<b>DPW2603B</b>	12mm <b>BLACK</b>	INT DIAMETER	12.1mm	
		EXT DIAMETER	24.7mm	
		THICKNESS	1.25mm	
		RUBBER/METAL		
<b>DPW2605</b>	1/2" <b>GM</b>	INT DIAMETER	0.500"	
		EXT DIAMETER	0.825"	
		THICKNESS	0.100"	
		RUBBER O-RING		
<b>DPW2607</b>	18mm	INT DIAMETER	18.4mm	
		EXT DIAMETER	27mm	
		THICKNESS	2mm	
		RUBBER/METAL		
<b>DPW2609</b>	14mm	INT DIAMETER	14mm	
		EXT DIAMETER	22.5mm	
		THICKNESS	3mm	
		RUBBER O-RING		
<b>DPW2611</b>	19mm	INT DIAMETER	19mm	
		EXT DIAMETER	23mm	
		THICKNESS	2mm	
		RUBBER O-RING		

Part No.	Size			
<b>DPW2603</b>	12mm	INT DIAMETER	12.25mm	
		EXT DIAMETER	24.5mm	
		THICKNESS	1.25mm	
		RUBBER/METAL	GM	
<b>DPW2604</b>	12mm	INT DIAMETER	12mm	
		EXT DIAMETER	25.5mm	
		THICKNESS	3mm	
		RUBBER O-RING		
<b>DPW2606</b>	16mm	INT DIAMETER	16.5mm	
		EXT DIAMETER	24mm	
		THICKNESS	1.5mm	
		RUBBER/METAL		
<b>DPW2608</b>	22mm <b>CUMMINS</b>	INT DIAMETER	22.25mm	
		EXT DIAMETER	35mm	
		THICKNESS	1.7mm	
		RUBBER/METAL		
<b>DPW2610</b>	14mm	INT DIAMETER	14mm	
		EXT DIAMETER	19.5mm	
		THICKNESS	2.6mm	
		RUBBER O-RING		

Size:	Nylon:	Copper Crush:	Fibre:	Alum:	Copper:	Rubber:	Rubber/ Metal:	Alum/ Foldover:
								
1/2"	DPW2001	DPW2052	DPW2201	DPW2401	DPW2501	DPW2605	DPW2603	
1/2" SOS			DPW2210					
1/2" DOS			DPW2212					
1/2" TOS			DPW2212					
3/4"					DPW2515			
7/8"	DPW2008		DPW2208	DPW2408	DPW2508			
1"			DPW2209	DPW2409	DPW2509			
12mm	DPW2003	DPW2051	DPW2203 DPW2213	DPW2403 DPW2414	DPW2503	DPW2604	DPW2603	DPW2416
12mm OS			DPW2201					
14mm	DPW2002	DPW2053	DPW2202	DPW2402	DPW2502	DPW2609 DPW2610 DPW2611	DPW2602	DPW2415
14mm OS			DPW2212					
16mm	DPW2004	DPW2054	DPW2204	DPW2404	DPW2504		DPW2606	
16.4mm	DPW2005		DPW2205		DPW2505			
18mm	DPW2006	DPW2055	DPW2206 DPW2216	DPW2406 DPW2413	DPW2506		DPW2607	
19mm					DPW2515			
20mm	DPW2007	DPW2056	DPW2207	DPW2407	DPW2507			DPW2418
22mm	DPW2008		DPW2208	DPW2408	DPW2508		DPW2608	
25mm		DPW2058	DPW2209	DPW2409	DPW2509			
32mm				DPW2421				

**DP1000**
**DRAIN PLUG ASSORTMENT WITH NYLON WASHERS**  
**18 - POPULAR SIZES**

 <b>DP1001</b> 1/2" - 20 GUIDE POINT Qty 3 Chrysler, Ford, Holden	 <b>DP1001S</b> 1/2" - 20 STANDARD Qty 3 Chrysler, Ford, Holden	 <b>DP1002</b> 14mm - 1.5 STANDARD Qty 3 Ford,GM, Hyundai, Kia	 <b>DP1003</b> 12mm - 1.75 GUIDE POINT Qty 3 Ford, Holden Mitsubishi, Mazda	 <b>DP1010</b> 18mm - 1.5 STANDARD Qty 2 Hyundai, Toyota	 <b>DP1011</b> 20mm - 1.5 STANDARD Qty 2 Mitsubishi, Holden, Subaru
 <b>DP1012</b> 16.4mm - 1.33 STANDARD Qty 2 Datsun, Nissan	 <b>DP1013</b> 25mm - 1.5 STANDARD Qty 2 Holden Toyota	 <b>DP1014</b> 12mm - 1.25 GUIDE POINT Qty 3 Nissan, Toyota	 <b>DP1015</b> 14mm - 1.5 STANDARD Qty 3 Mitsubishi, Mazda, Suzuki	 <b>DP1017</b> 14mm - 1.25 STANDARD Qty 3 Ford	 <b>DP1022</b> 1/2" - 20 GUIDE POINT Qty 2 LONG Ford,GM,Chrys.
 <b>DP1025</b> 12mm - 1.5 STANDARD Qty 3 Ford	 <b>DP1035</b> 14mm - 1.5 STANDARD Qty 3 Honda (Short)	 <b>DP1040</b> 12mm - 1.25 STANDARD Qty 3 Ford,Mazda, Toyota	 <b>DP1045</b> 14mm - 1.5 GUIDE POINT Qty 3 Ford,GM, Mazda	 <b>DP1068</b> 12mm - 1.75 GUIDE POINT Qty 3 Ford (Alum DRAIN)	 <b>DP1085</b> 14mm - 1.5 STANDARD Qty 3 Honda (Long)















**DP1020**

DRAIN PLUG ASSORTMENT WITH FIBRE WASHERS  
OVERSIZE AND SELF TAPPING



















 <p><b>DP1004</b> 1/2" - 20 PIGGY BACK SINGLE OS Qty 1</p>	 <p><b>DP1005</b> 1/2" - 20 PIGGY BACK DOUBLE OS Qty 1</p>	 <p><b>DP1006</b> 1/2" - 20 SINGLE OVERSIZE Qty 5</p>	 <p><b>DP1007</b> 1/2" - 20 DOUBLE OVERSIZE Qty 3</p>	 <p><b>DP1008</b> 1/2" - 20 TRIPLE OVERSIZE Qty 2</p>	 <p><b>DP1029</b> 1/2" - 20 OVERSIZE with 7/8" Head Qty 2</p>
 <p><b>DP1026</b> 12mm - 1.25 OVERSIZE Qty 3</p>	 <p><b>DP1049</b> 12mm - 1.25 PIGGY BACK OVERSIZE Qty 1</p>	 <p><b>DP1027</b> 12mm - 1.75 OVERSIZE Qty 3</p>	 <p><b>DP1048</b> 12mm - 1.75 PIGGY BACK OVERSIZE Qty 1</p>	 <p><b>DP1028</b> 14mm - 1.5 OVERSIZE <b>NOT FOR FORD</b> Qty 3</p>	 <p><b>DP1047</b> 14mm - 1.5 PIGGY BACK OVERSIZE Qty 1</p>
	 <p><b>DP1036</b> 5/8" - 18 OVERSIZE Qty 1</p>	 <p><b>DP1037</b> 11/16" - 16 OVERSIZE Qty 1</p>	 <p><b>DP1038</b> 3/4" - 16 OVERSIZE Qty 1</p>	 <p><b>DP1039</b> 7/8" - 14 UNF OVERSIZE Qty 1</p>	

**DP1050**



















DRAIN PLUG ASSORTMENT WITH ALUMINIUM WASHERS  
18 - POPULAR SIZES - PRESTIGE VEHICLES

 <p><b>DP1002</b> 14mm - 1.5 STANDARD Qty 2 Audi, Lexus</p>	 <p><b>DP1009</b> 16MM – 1.5 STANDARD Qty 2 Peugeot, Volvo</p>	 <p><b>DP1010</b> 18MM – 1.5 STANDARD Qty 2 Renault, Volvo</p>	 <p><b>DP1011</b> 20MM – 1.5 STANDARD Qty 2 Porsche, Volvo</p>	 <p><b>DP1013</b> 25MM – 1.5 STANDARD Qty 2 Mercedes, Volvo</p>	 <p><b>DP1014</b> 12MM – 1.25 GUIDE POINT Qty 2 Lexus</p>
 <p><b>DP1015</b> 14MM – 1.5 STANDARD Qty 2 Saab</p>	 <p><b>DP1016</b> 22MM – 1.5 STANDARD Qty 2 Alfa, BMW, Fiat</p>	 <p><b>DP1017</b> 14MM – 1.25 STANDARD Qty 2 Renault</p>	 <p><b>DP1021</b> 12MM – 1.5 STANDARD Qty 2 BMW, Mercedes</p>	 <p><b>DP1024</b> 5/8" – 18 STANDARD Qty 2 Jaguar</p>	 <p><b>DP1032</b> 14MM – 1.5 STANDARD Qty 2 Mercedes</p>
 <p><b>DP1033</b> 14MM – 1.25 GUIDE POINT Qty 2 Lexus, Renault</p>	 <p><b>DP1034</b> 3/4" – 16 STANDARD Qty 2 Volvo</p>	 <p><b>DP1042</b> 26MM – 1.5 STANDARD Qty 2 Audi, Merc, VW</p>	 <p><b>DP1043</b> 26MM – 1.5 STANDARD Qty 2 Audi, Merc, Volvo</p>	 <p><b>DP1044</b> 12MM – 1.5 HOLLOW Qty 2 BMW</p>	 <p><b>DP1046</b> 14MM – 1.5 STANDARD Qty 2 Volkswagen</p>

**DPW2000** DRAIN PLUG WASHERS - NYLON AND ALUMINIUM  
18 - POPULAR SIZES



















 <p><b>DPW2001</b> 1/2" NYLON Qty 20</p>	 <p><b>DPW2002</b> 14mm NYLON Qty 20</p>	 <p><b>DPW2002T</b> 14mm THICK NYLON Qty 5</p>	 <p><b>DPW2003</b> 12mm NYLON Qty 20</p>	 <p><b>DPW2004</b> 16mm NYLON Qty 5</p>	 <p><b>DPW2005</b> 16.4mm NYLON Qty 5</p>
 <p><b>DPW2006</b> 18mm NYLON Qty 5</p>	 <p><b>DPW2007</b> 20mm NYLON Qty 5</p>	 <p><b>DPW2008</b> 22mm NYLON Qty 5</p>	 <p><b>DPW2401</b> 1/2" ALUMINIUM Qty 5</p>	 <p><b>DPW2402</b> 14mm ALUMINIUM Qty 10</p>	 <p><b>DPW2403</b> 12mm ALUMINIUM Qty 5</p>
 <p><b>DPW2404</b> 16mm ALUMINIUM Qty 5</p>	 <p><b>DPW2405</b> 16.4mm ALUMINIUM Qty 5</p>	 <p><b>DPW2406</b> 18mm ALUMINIUM Qty 5</p>	 <p><b>DPW2407</b> 20mm ALUMINIUM Qty 5</p>	 <p><b>DPW2408</b> 22mm ALUMINIUM Qty 5</p>	 <p><b>DPW2409</b> 25mm ALUMINIUM Qty 5</p>

**DPW2200** DRAIN PLUG WASHERS - FIBRE & COPPER CRUSH  
18 - POPULAR SIZES

 <p><b>DPW2201</b> 1/2" FIBRE Qty 10</p>	 <p><b>DPW2202</b> 14mm FIBRE Qty 10</p>	 <p><b>DPW2203</b> 12mm FIBRE Qty 10</p>	 <p><b>DPW2204</b> 16mm FIBRE Qty 5</p>	 <p><b>DPW2205</b> 16.4mm FIBRE Qty 5</p>	 <p><b>DPW2206</b> 18mm FIBRE Qty 5</p>
 <p><b>DPW2207</b> 20mm FIBRE Qty 5</p>	 <p><b>DPW2208</b> 22mm FIBRE Qty 5</p>	 <p><b>DPW2209</b> 25mm FIBRE Qty 5</p>	 <p><b>DPW2210</b> 1/2" SOS FIBRE Qty 10</p>	 <p><b>DPW2212</b> 1/2" TOS FIBRE Qty 10</p>	 <p><b>DPW2051</b> 12mm COPPER CRUSH Qty 2</p>
 <p><b>DPW2052</b> 1/2" COPPER CRUSH Qty 2</p>	 <p><b>DPW2053</b> 14mm COPPER CRUSH Qty 2</p>	 <p><b>DPW2054</b> 16mm COPPER CRUSH Qty 2</p>	 <p><b>DPW2055</b> 18mm COPPER CRUSH Qty 2</p>	 <p><b>DPW2056</b> 20mm COPPER CRUSH Qty 2</p>	 <p><b>DPW2058</b> 25mm COPPER CRUSH Qty 2</p>



**DPW2500** DRAIN PLUG WASHERS - COPPER, FIBRE, COPPER,  
FIBRE, ALUMINIUM & RUBBER / RUBBER METAL  
18 - POPULAR SIZES

					
<b>DPW2501</b> 1/2" COPPER Qty 5	<b>DPW2502</b> 14mm COPPER Qty 5	<b>DPW2503</b> 12mm COPPER Qty 5	<b>DPW2504</b> 16mm COPPER Qty 2	<b>DPW2506</b> 18mm COPPER Qty 2	<b>DPW2507</b> 20mm COPPER Qty 2
					
<b>DPW2508</b> 22mm COPPER Qty 2	<b>DPW2509</b> 25mm COPPER Qty 2	<b>DPW2213</b> 12mm FIBRE Qty 3	<b>DPW2216</b> 14mm FIBRE Qty 3	<b>DPW2415</b> 14mm ALUMINIUM Qty 3	<b>DPW2416</b> 12mm ALUMINIUM Qty 3
					
<b>DPW2602</b> 14mm RUBBER METAL Qty 3	<b>DPW2603</b> 12mm RUBBER METAL Qty 2	<b>DPW2603B</b> 12mm RUBBER METAL Qty 2	<b>DPW2604</b> 12mm RUBBER O RING Qty 2	<b>DPW2605</b> 1/2" RUBBER O RING Qty 2	<b>DPW2609</b> 14mm RUBBER O RING Qty 2